



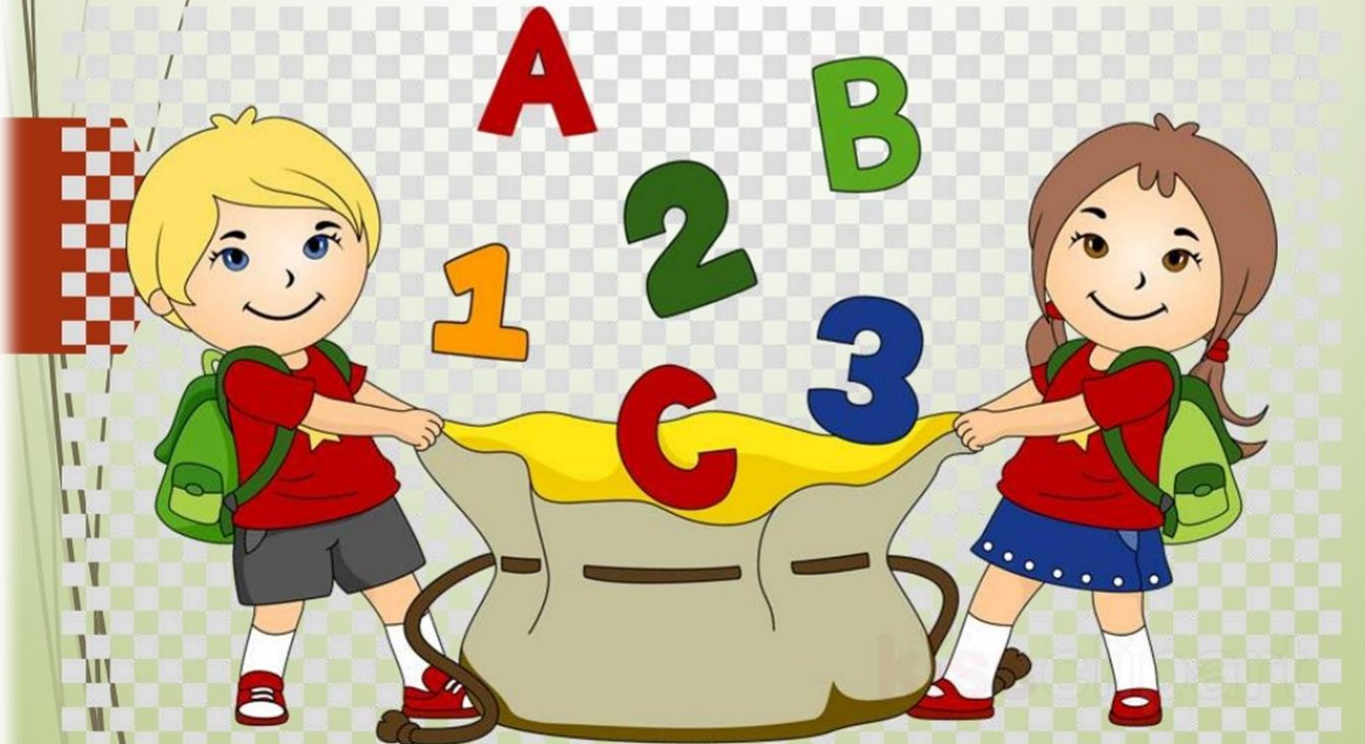
केंद्रीय विद्यालय क्र.1 अर्मापुर, कानपुर
K. V. NO.1 ARMAPUR, KANPUR

<https://no1armapur.kvs.ac.in>

armapur1@gmail.com

विद्यालय तत्परता गतिविधि पुरितिका

School Readiness Activity Booklet



Welcomes the Little Champs of Class-I to the Vidyalaya Family



OUR PATRONS



Mr. T. P. Gaur
Asstt. Commissioner
KVS RO Lucknow



Mr. D.K. Dwivedi
Deputy Commissioner
KVS RO Lucknow



Mrs. Preeti Saxena
Asstt. Commissioner
KVS RO Lucknow



Dr. Anurag Yadav
Asstt. Commissioner
KVS RO Lucknow



Dr. Anil Tiwari
Vice-Principal
K.V. No.1 Armapur



Mr. A. H. Ansari
Principal
K.V. No.1 Armapur



Mrs. Shatakshi Misra
Head Mistress
K.V. No.1 Armapur





Mrs. Umesh Kumari
Class Teacher I A



Mrs. Chitra Ganguli
Class Teacher I B



Mrs. Shreya Trivedi
Class Teacher I C



Mrs. Manju Bajpai
Class Teacher I D

Class teachers of Class I



Mr. S. K. Shukla



Mrs. Sharmila Bardhan



Mrs. Bharti Solapurkar



Mrs. Sadhan K Sachan



Mr. Aniruddha Ram



Mr. Mangaru Rav



Mrs. Sudha Srivastava



Mrs. Uma Paul



Mr. Abhijat Srivastava



Mrs. Arti Agnihotri



Mrs. Smriti Srivastava



Mr. Pradeep Kulwant



Mrs. Divya



Mrs. Manisha Devi



Mr. G. G. Shukla



Mrs. Neha Mishra



Mrs. Preeti Singh



Mrs. Mayashyam



Ms. Shraddha Trivedi



Ms. Shruti Shrivastava



Ms. Vartika Shekhar



Mrs. Neelu Chaturvedi



विद्यालय तत्परता कार्यक्रम

(School Readiness Programme)

सम्मानित अभिभावक गण एवं प्यारे बच्चों,

अगले कुछ महीनों तक शटडाउन जारी रहेगा। जब वापस लौटने का समय होगा, तो स्कूलों, प्री-स्कूलों में परिवर्तन कई बच्चों के लिए चुनौती बन सकता है। यही कारण है कि बच्चों को घर पर व्यस्त रखना और पढ़ाना आवश्यक है। विद्यालय तत्परता उन्हें महामारी के तनाव को बेहतर ढंग से संभालने और आत्मविश्वास के साथ अपने स्कूलों में फिर से जाने के लिए तैयार करने में मदद करेगा।

- बच्चों में विद्यालय के प्रति उत्साह एवं सीखने की जिज्ञासा हेतु विद्यालय तत्परता कार्यक्रम चलाया जाता है। इससे बच्चे विद्यालय के वातावरण के साथ सहज सामंजस्य स्थापित कर लेते हैं।
- बच्चों को खेल-खेल में सीखने की प्रक्रिया हेतु प्रोत्साहित किया जाता है।
- बच्चे चित्रों को देखकर वैचारिक अभिव्यक्ति करते हैं। चित्र बनाकर अपने भावों की अभिव्यक्ति करते हैं। कहानी एवं कविताओं के द्वारा मनोरंजन के साथ-साथ अच्छी बातें सीखते हैं।

Respected Parents and dear children,

WHO, the United Nations Educational, Scientific and Cultural Organization (UNESCO) and the United Nations Children's Fund (UNICEF) have stressed that to support children's overall well-being, health and safety, the continuity of education should be at the forefront of all relevant considerations and decisions. Given the adverse effects of school closures on the health and well-being of students due to Covid- 19 pandemic, closures should be considered only as a measure of last resort.

KVS are known for innovative practices in all its programmes being periodically previewed to keep the pace with the demands of the changing times. One of the most popular programme is School Readiness for the newcomers in class 1.

When they come to the school for the first time or join online classes , they come with lots of fear, nervousness or inquisitiveness. To tackle the problem, what the psychologists call the 'separation anxiety' from their near and dear ones in new surroundings. To make them begin to love their school is a formidable challenge to the school.

In this changed scenario online classes are the modest outlook to safeguard physical , mental , spiritual and emotional development of the student.

- Main objectives of school readiness programme.**
- To ensure a smooth transition from the home environment to a learning atmosphere.**
- To make the students familiar with the surroundings.**
- To inculcate in them the habit of school routine and get to know the school environment.**
- To initiate the child into formal school system.**
- To develop a sense of fondness and belongingness.**
- To develop acceptable interpersonal social behavior towards their peers, teachers and elders.**
- To develop a sense of personal cleanliness and public conveniences.**

My School



This is my school



विद्यालय प्रार्थना

ओ३म असतो मा सदगमय ।

तमसो मा ज्योतिर्गमय ।

मृत्योर्माऽमृतं गमय ।

दया कर दान विद्या का हमें परमात्मा देना,
दया करना हमारी आत्मा में शुद्धता देना ।
हमारे ध्यान में आओ प्रभु आँखों में बस जाओ,
अंधेरे दिल में आकर के परम ज्योति जगा देना ।
बहा दो ज्ञान की गंगा दिलों में प्रेम का सागर,
हमें आपस में मिलजुल कर प्रभु ! रहना सिखा देना ।
हमारा धर्म हो सेवा हमारा कर्म हो सेवा,
सदा ईमान हो सेवा व सेवक जन बना देना ।
वतन के वास्ते जीना वतन के वास्ते मरना,
वतन पर जां फिदा करना प्रभु ! हमको सिखा देना ।
ओ३म सहनाववतु । सह नौ भुनक्तु । सहवीर्य करवावहै ।
तेजस्विनावधीतमस्तु । मा विद्विषावहै ।
ओ३म शान्तिः शान्तिः शान्तिः ।

जिसने सूरज चाँद बनाया

जिसने सूरज चाँद बनाया,
जिसने तारों को चमकाया,
जिसने फूलों को महकाया,
जिसने चिड़ियों को चहकाया,
जिसने सारा जगत रचाया,
जिसने गढ़ी हमारी काया,
हम उस ईश्वर के गुण गाएँ,
सदा प्रेम से शीश झुकाएँ ।।

GREETING

Match the greetings with the pictures



Goodbye


Good Afternoon

Good Morning

Hello


Good Evening

Good Night



Self introduction

paste your photo



1) My Name is_____.

2) I am _____Years old.

3)The name of my father is Mr. _____.

4)The name of my Mother is Mrs. _____.

5) I study in class _____.

6) I complete my homework daily.

7) The name of my school is Kendriya Vidyalaya

No 1 Armapur, Kanpur.

8) The name of my city is Kanpur.

9) My contact number is.....

10) My address is.....

Let's play and learn



चिड़िया

चिड़िया रानी चिड़िया रानी ।
तुम हो पेड़ों की रानी ॥

सुबह सवेरे उठ जाती हो ।
ना जाने क्या गाती हो ॥

क्या तुम भी पढ़ने को जाती हो ।
या नौकरी करने को जाती हो ॥

शाम से पहले आती हो ।
बच्चों का दाना लाती हो ॥

भर-भर चोंच खिलाती दाना ।
चूँ - चूँ चहक सुनाती गाना ॥



आम



स्वाद मे खट्टा मीठा आम
आत है इसमे कोई खास
हर कोई देखे इसे ललचाये
बिन खाये फिर रह ना पाये
गर्मी के मौसम मे आता
फलों का राजा कहलाता

कविता

देखो कोयल काली है
पर बोली मीठी होती है।
रंग-रूप से कुछ नहीं होता
पहचान गुणों से होती है।



नन्हा चूहा

पानी की टंकी पर चढ़कर,
नन्हा चूहा बोला।
बिल्ली मौसी अब ना समझो,
हमको इतना भोला।।
हम लेकर बैठे हैं मौसी,
हाथ में मोटा डंडा।
पड़ेगा डंडा तो हो जाएगा,
जोश तुम्हारा सारा ठंडा।।





One, two,
Buckle my shoe;
Three, four,
shut the door;
Five, six,
Pick up sticks;
Seven, eight,
Lay them straight;
Nine, ten,
A big fat hen.

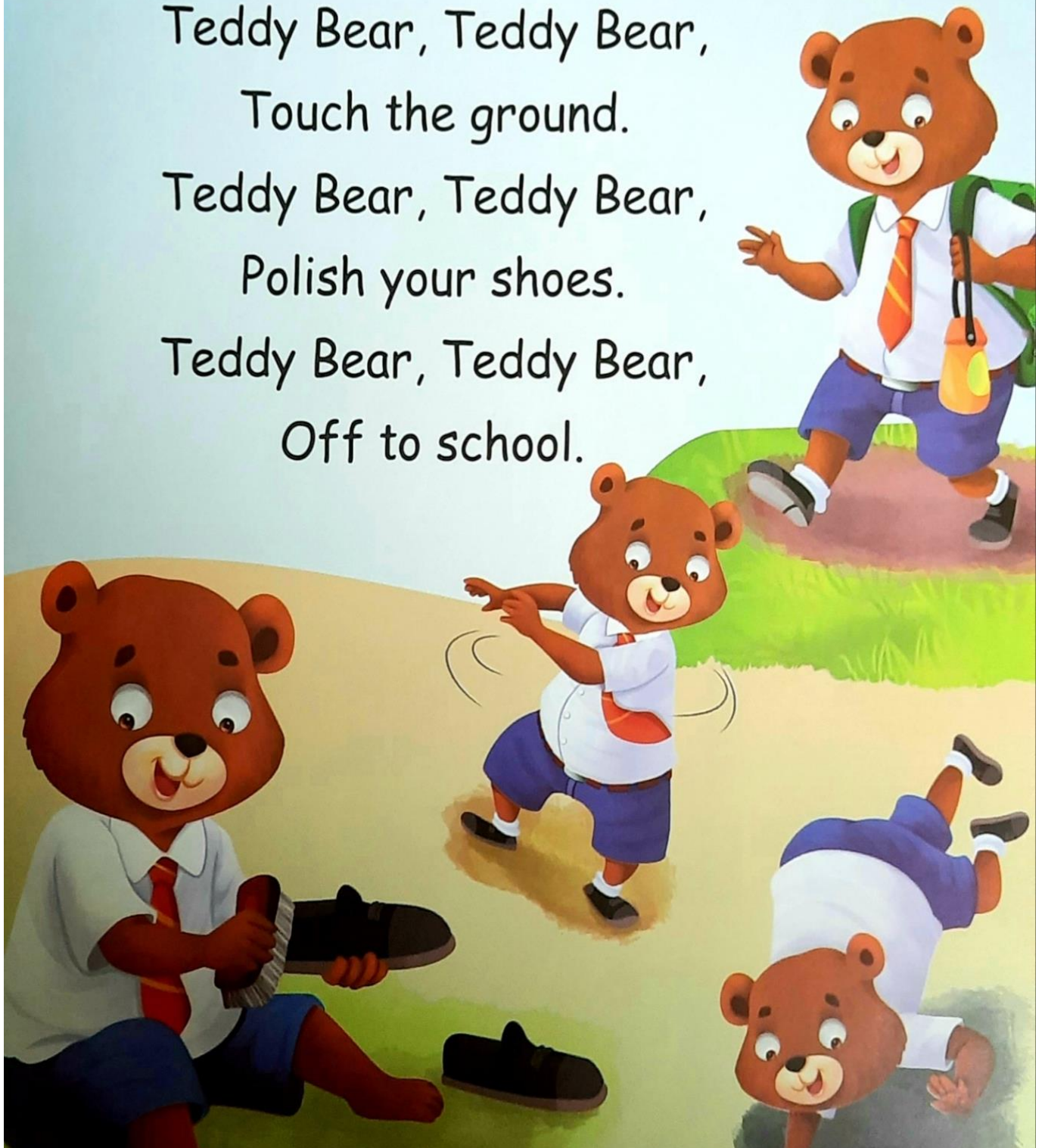
TEDDY BEAR, TEDDY BEAR

Teddy Bear, Teddy Bear,
Turn around.

Teddy Bear, Teddy Bear,
Touch the ground.

Teddy Bear, Teddy Bear,
Polish your shoes.

Teddy Bear, Teddy Bear,
Off to school.



Clap your hands,
Clap your hands,
Listen to the music
And clap your hands.



Stamp your feet,
Stamp your feet,
Listen to the music
And stamp your feet.



Turn around,
Turn around,
Listen to the music
And turn around.



Jump up high,
Jump up high,
Listen to the music
And jump up high.

Clap your hands,
Clap your hands,
Listen to the music
And clap your hands.



GOOD MANNERS



YOU'RE
WELCOME

EXCUSE
ME

I'M
SORRY

THANK
YOU

MAY
I?

PLEASE



GOOD HABITS



Wake up early in the morning



Brush your teeth daily



Share things with your siblings



Do your homework on time



Wash your hands before eating food



Help your mother in her work.



Listen to your teacher carefully



Eat vegetables and fruits



Do not make noise in the class



Get ready for school yourself



Wait in queue for your turn












Throw waste in bin



Play fair games

FRUITS फल

 Apple सेब	 Banana केला	 Pomegranate अनार	 Mango आम
 Apricot खूबानी	 Plum आलुबुझारा	 Loquat लोकाट	 Peach आडू
 Cherry चेरी	 Grapes अंगूर	 Strawberry स्ट्राबेरी	 Raspberry रसभरी
 Litchi लीची	 Chikoo (Sapota) चीकू	 Jamun जामुन	 Jujubes बेर
 Custard apple शरीफ़ा	 Fig अंजीर	 Pineapple अनन्नास	 Coconut नारियल
 Orange संतरा	 Sweet lime मोसमी	 Lemon नींबू	 Date fruit खजूर
 Watermelon तरबूज	 Muskmelon खरबूजा	 Kiwi कीवी	 Tomatoes टमाटर
 Papaya पपीता	 Pear नाशपाती	 Guava अमरूद	 Olives जैतून

VEGETABLES सब्जियाँ



Cucumber

खीरा



Cauliflower

फूल गोभी



Tomato

टमाटर



Lady Finger (Okra)

भिंडी




Brinjal

बैंगन



Bitter Gourd

करेला



Tinda

टिंडा



Lemon

नींबू



Raddish

मूली



Peas

मटर



Potato

आलू



Capsicum

शिमला मिर्च



Plantain

हरा केला



Pumpkin

काशीफल (सौताफल)



Cabbage

बंद गोभी (पत्ता गोभी)



Round Colocasia

कचालू



Garlic

लहसुन



Ridye Gourd

तोरई



Turnip

शलगम




Bottle Gourd

लौकी



Beet Root

चुकन्दर



Carrot

गाजर



Onion

प्याज़



Colocasia

अरबी



French Beans

फ्रांस बीन



Ginger

अदरक



Mushroom

खुम्ब



Spinach

पालक

VEGETABLES

Baby Corns



Beetroots



Bell Peppers



Bitter Gourds




Bottle Gourds



Broccoli



Cabbages



Carrots



Cauliflowers



Cucumbers



Drumsticks



Eggplants



Garlic



Ginger



Green Beans



Okra



Onions




Peas



Potatoes



Tomatoes



BIRDS



duck



goose



turkey



hen



parrot



peacock



owl



crow



sparrow



pigeon



kingfisher



penguin



woodpecker



swan



hornbill



crane



robin



hummingbird



toucan



flamingo



ostrich



eagle



vulture



Copyright © 2019 Wonder House Books
Wonder House Books is an imprint of
Prakash Books India Pvt. Ltd.
Canada | India

WILD ANIMALS



tiger



lion



cheetah



wolf



deer



kangaroo



giraffe



zebra



panda



bear



polar bear



koala



rhinoceros



hippopotamus



boar



elephant



fox



hyena



gorilla



monkey



crocodile



porcupine



chameleon



Copyright © 2019 Wonder House Books
Wonder House Books is an imprint of
Prakash Books India Pvt. Ltd.
Canada | India

SAFETY RULES



Do not touch electric switches and plugs



Do not use sharp objects yourself



Keep away from cleaning material



Do not take medicine yourself



Do not come out of your home alone



Do not run on stairs



Do not fight with each other



Do not play with fire



Do not climb fences



Fasten your seatbelt in moving car



Cross the road at zebra crossing



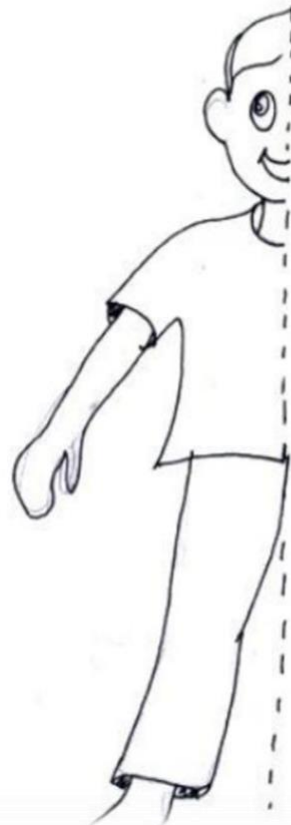
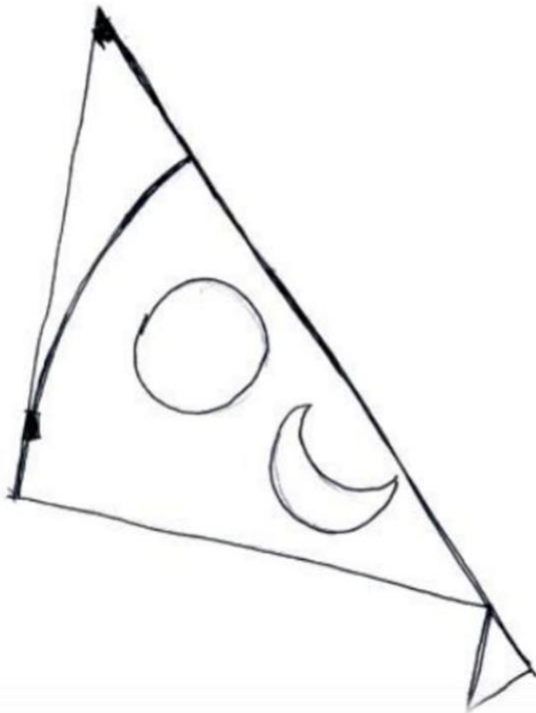
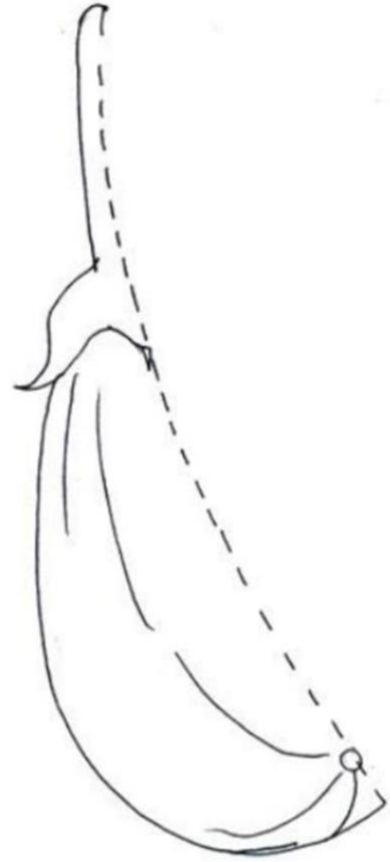
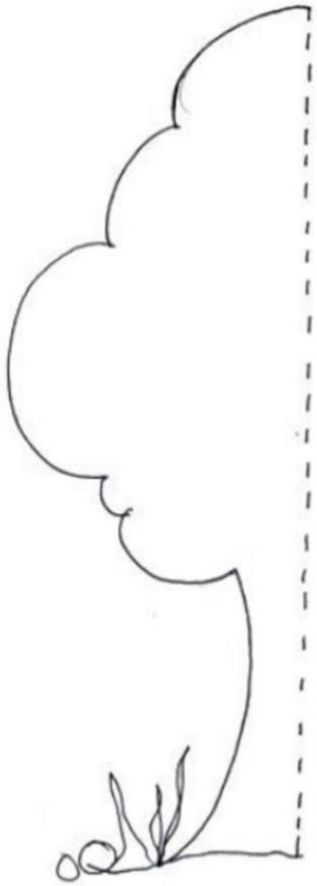
Do not play on the road



Never go with any stranger



Draw the other half of the picture



 Match the letters to the pictures starting with the same letter.



G



H



I



J







K



L



Date: _____

Trace the given line:




Date _____

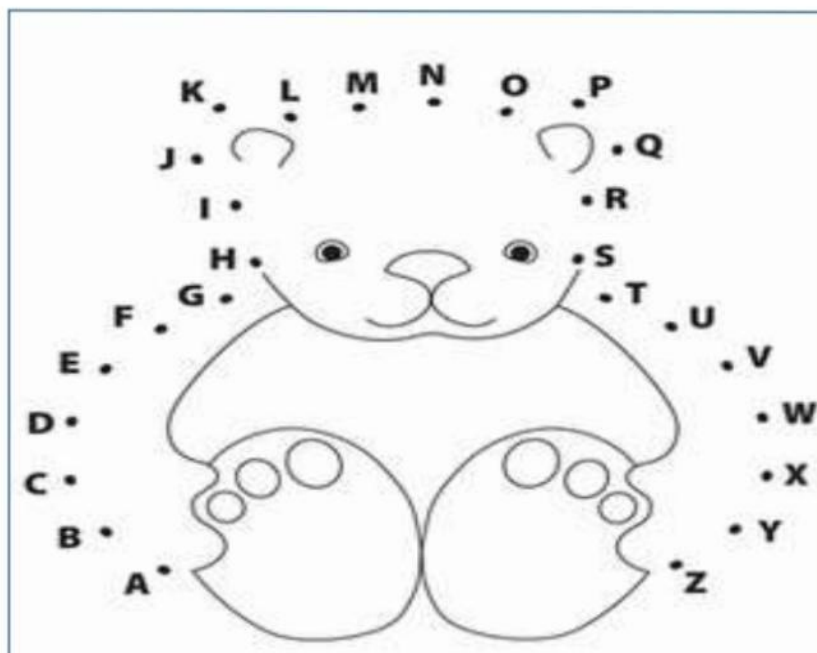
Trace the curves..





Date :- _____ A to Z lets trace




A To Z





FIND 10 DIFFERENCES BETWEEN PICTURES

Date: _____ FINGER PRINTING



Come on kiddies let get set go for finger printing.....



Trace the path to the flowers.



A a

B b

C c

D d

E e

F f

G g

H h

I i

J j

K k

L l

M m

N n

O o

P p

Q q

R r

S s

T t

U u

V v







W w

X x

Y y

Z z

Count and Write



Date: _____

Numbers

One two get to school



Three four score more

Five six play with sticks



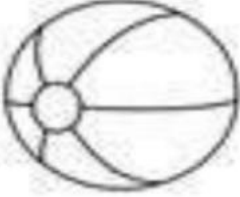
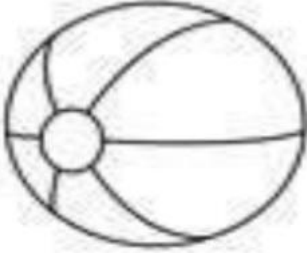
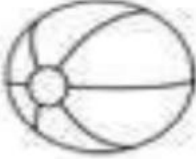















Seven Eight not to fight

Nine ten back to home.

2	2	2	2	2	2	2
3	3	3	3	3	3	3
4	4	4	4	4	4	4
5	5	5	5	5	5	5
6	6	6	6	6	6	6
7	7	7	7	7	7	7
8	8	8	8	8	8	8
9	9	9	9	9	9	9
10	10	10	10	10	10	10

Date: _____

Circle/Colour the Biggest

Date: _____

Find the same



The Wheels on the Bus

The wheels on the bus go round and round
Round and round
Round and round
The wheels on the bus go round and round
All round the town

The wipers on the bus go, "Swish, swish, swish"
"Swish, swish, swish"
"Swish, swish, swish"
The wipers on the bus go, "Swish, swish, swish"
All round the town

The driver on the bus goes, "Move on back"
"Move on back"
"Move on back"
The driver on the bus goes, "Move on back"
All round the town

The people on the bus go up and down
Up and down
Up and down
The people on the bus go up and down
All round the town









The horn on the bus goes, "Beep, beep, beep"
"Beep, beep, beep"
"Beep, beep, beep"
The horn on the bus goes, "Beep, beep, beep"
All round the town

The baby on the bus goes, "Whaa, whaa, whaa"
"Whaa, whaa, whaa"
"Whaa, whaa, whaa"
The baby on the bus goes, "Whaa, whaa, whaa"
All round the town


The parents on the bus go, "Shh, shh, shh"
"Shh, shh, shh"
"Shh, shh, shh"
The parents on the bus go, "Shh, shh, shh"
All round the town


















Vowel Sounds			
Short A	<u>A</u> pple	<u>A</u> sk	<u>C</u> ap 
Long A	<u>A</u> corn	<u>A</u> lien	<u>H</u> ay 
Short E	<u>E</u> gg	<u>E</u> mpire	<u>B</u> et 
Long E	<u>E</u> -mail	<u>E</u> el	<u>F</u> eed 
Short I	<u>I</u> gloo	<u>I</u> mp	<u>P</u> ig 
Long I	<u>I</u> ce	<u>I</u> ron	<u>T</u> ie 
Short O	<u>O</u> ctopus	<u>O</u> live	<u>T</u> ock 
Long O	<u>O</u> ver	<u>O</u> range	<u>L</u> ow 
Short U	<u>U</u> mpire	<u>U</u> nder	<u>C</u> up 
Long U	<u>U</u> nicorn	<u>U</u> se	<u>F</u> lute 

Short Vowels	Long Vowels
ă  apple	ā  ape
ĕ  egg	ē  eat
ĭ  igloo	ī  ice
ŏ  octopus	ō  oatmeal
ŭ  umbrella	ū  unicorn

Date _____



Date : _____

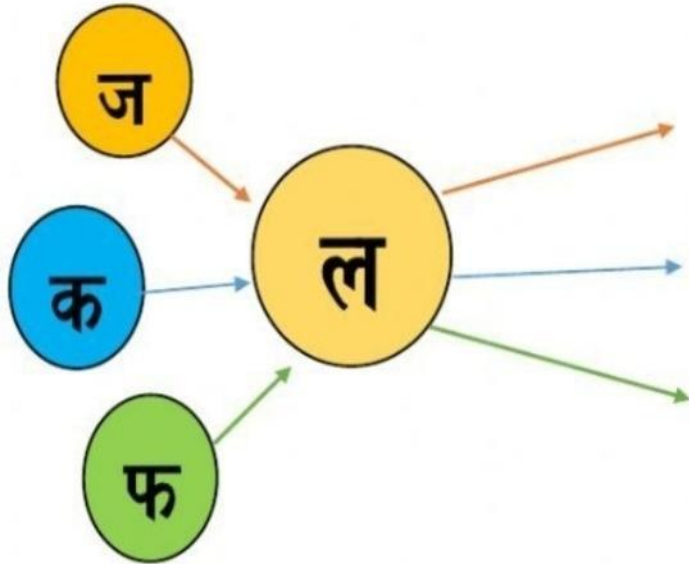


अ आ इ ई
उ ऊ ऋ ॠ
ए ऐ ओ औ
अं अः

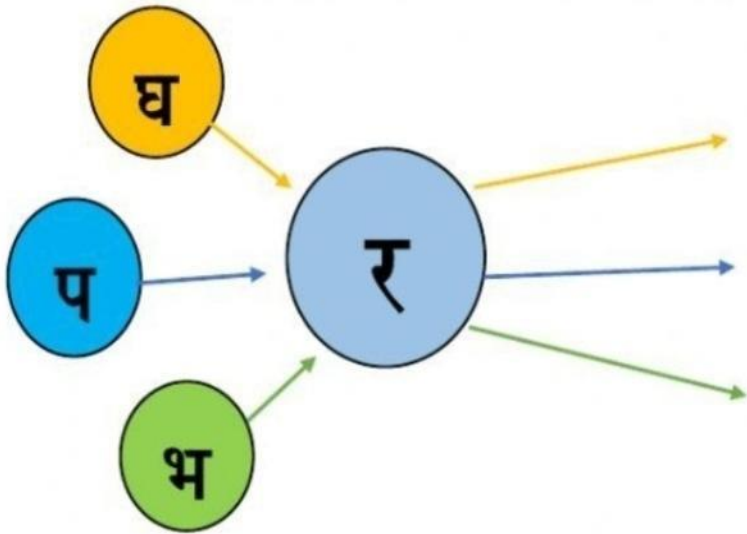
खेल खेल में शब्द बनाएँ

कक्षा- 1

हिन्दी




जल



दिनांक: _____

आओ पढ़ें ।





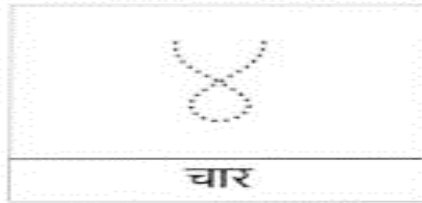




क	क वर्ग	क ख ग घ ङ
च	च वर्ग	च छ ज झ ञ
ट	ट वर्ग	ट ठ ड ढ ण
त	त वर्ग	त थ द ध न
प	प वर्ग	प फ ब भ म

नाम: _____

तिथि: _____

संख्या अनुरेखण (नकल उतारना) अभ्यास



वर्णमाला

स्वर

अ आ इ ई उ ऊ ए ऐ ओ औ अं अः

व्यंजन

क ख ग घ ङ च छ ज झ ञ

ट ठ ड ढ ण त थ द ध न

प फ ब भ म य र ल व

श ष स ह क्ष त्र ज्ञ

ख + त = खत 

फ + ल = फल 

ज + ल = जल 

घ + र = घर 

न + ल = नल 

ट + ब = टब 

ब + स = बस 

Read what the penguins are saying!

Join the letters and read aloud the word.

व + क = वक

द + स = दस

म + न = मन

र + थ = रथ

ख + त = खत

ज + ग = जग

ग + ज = गज

त + न = तन

10



Join the letters and read aloud the word.

ख + ब + र = खबर 

च + म + क = चमक

प + व + न = पवन 

भ + ट + क = भटक

इ + ध + र = इधर 

उ + ध + र = उधर

क + म + र = कमर 

प + ल + ट = पलट

Join the letters and read aloud the word.

उ + प + व + न = उपवन

च + म + च + म = चमचम

म + ख + म + ल = मखमल

ख + ट + म + ल = खटमल

झ + ट + प + ट = झटपट

अ + म + र + स = अमरस

क + र + व + ट = करवट

स + र + प + ट = सरपट



काला



सफेद



नीला



लाल



पीला



भूरा



नारंगी



गुलाबी



रंगों के नाम



हरा



What's your favorite color?



red



green



blue



yellow



orange



pink



purple



brown



grey



white



sky blue



navy



black



turquoise



lilac



silver



gold



Red



Blue



Green



Yellow



Pink



Purple



Brown



Black




Orange



circle

© www.wellspringforchildren.com



square

© www.wellspringforchildren.com



triangle

© www.wellspringforchildren.com




rectangle

© www.wellspringforchildren.com


1




2




3



4



5



1

one



2

two




3

three



4

four




5

five




6

six



7

seven



8

eight



9

nine



Days of the week

Sunday

Monday

Tuesday

Wednesday

Thursday

Friday

Saturday

Months ^{of} the Year

January

July

February

August

March

September

April

October

May

November

June

December

a

b

c

d

e

f

g

h

i

j

k

l

m

n

o

p

q

r

s

t

u

v

w

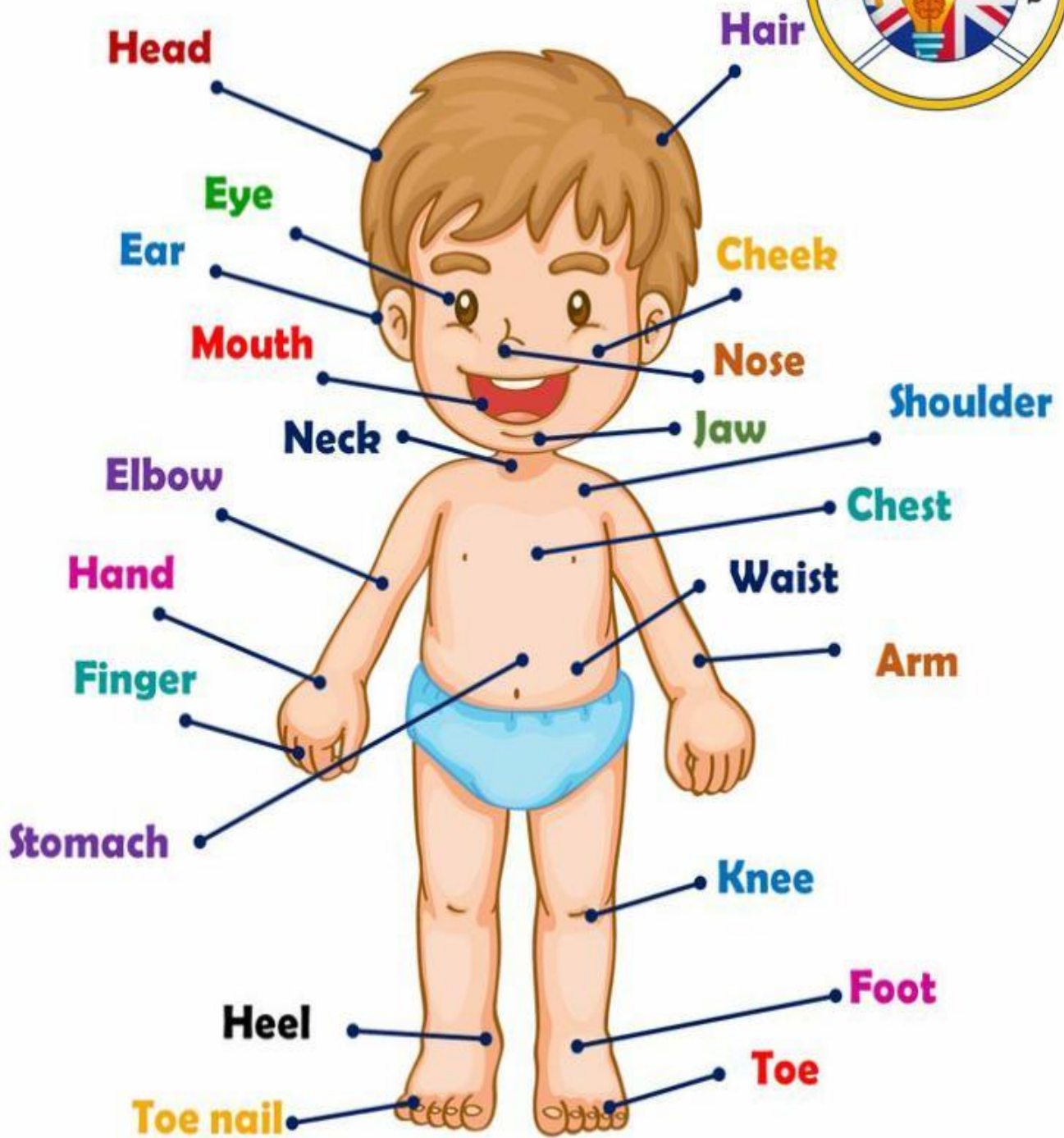
x

y

z



Parts of The Body



Match the opposites.



cold




fast



slow



small



big



hot

Do not use bad language

Short Vowel Review 1

Listen to the name of the picture.

Write the short vowel sound you hear to complete the word.

a

e

i

o

u



b _ d



c _ t



s _ t



r _ t



d _ g



p _ g



fr _ g



r _ d



s _ n

Three-letter Words

a



cat hat mat can fan van cap map lap

e



bed red Ted pen hen ten pet wet net

i



hit pit sit big pig wig fin pin win

o



hop mop top dog jog log dot hot pot

u



cut hut nut bug mug rug fun run sun

Write the missing vowel.



C _ _ R



D _ _ CK



P _ _ G



B _ _ RD



B _ _ LL



S _ _ N



FR _ _ G



P _ _ N



SN _ _ W



F _ _ SH



W _ _ RM



R _ _ NG



H _ _ ME



L _ _ _ N



Z _ _ BR _ _



H _ _ _ RT

Name

PHONICS

short a

-ad	-ag	-an	-ap	-at	other
bad	gag	ban	gap	bat	cab
lad	lag	fan	lap	cat	lab
pad	nag	pan	nap	hat	tab
tad	sag	tan	rap	mat	ham
mad	tag	van	sap	rat	ram

short e

-ed	-eg	-en	-et	other
fed	keg	den	get	web
led	peg	men	let	hem
wed	leg	ten	met	pep
bed	beg	hen	bet	yes
red		pen	jet	gem

short i

-id	-ig	-in	-ip	-it	other
bid	gig	bin	dip	bit	bib
did	dig	din	nip	fit	fib
hid	jig	fin	rip	kit	rib
rid	rig	kin	tip	pit	dim
kid	wig	sin	yip	wit	him

short o

-ob	-og	-op	-ot	other
bob	bog	cop	cot	rod
cob	cog	hop	got	sod
gob	dog	mop	jot	mom
mob	hog	top	not	pom
sob	jog	pop	hot	

short u

-ub	-ug	-um	-un	-ut	other
cub	bug	bum	bun	but	bud
dub	dug	hum	dun	gut	cud
nub	lug	sum	gun	jut	dud
sub	pug	mum	pun	rut	pup
rub	mug	gum	fun	hut	mud

CVC WORDS



Let's read.



dog


a dog

an orange dog

This is an orange dog.

AA 8.8.2016

Let's read.



bird

a bird

a blue bird

This is a blue bird.

AA 8.8.2016

Let's read.

cup

a cup

a pink cup

This is a pink cup.



AA 8-0208

Let's read.

bee


a bee



a yellow bee

This is a yellow bee.



AA 8-0208

 Tick (✓) the right ones, cross out (X) the wrong ones

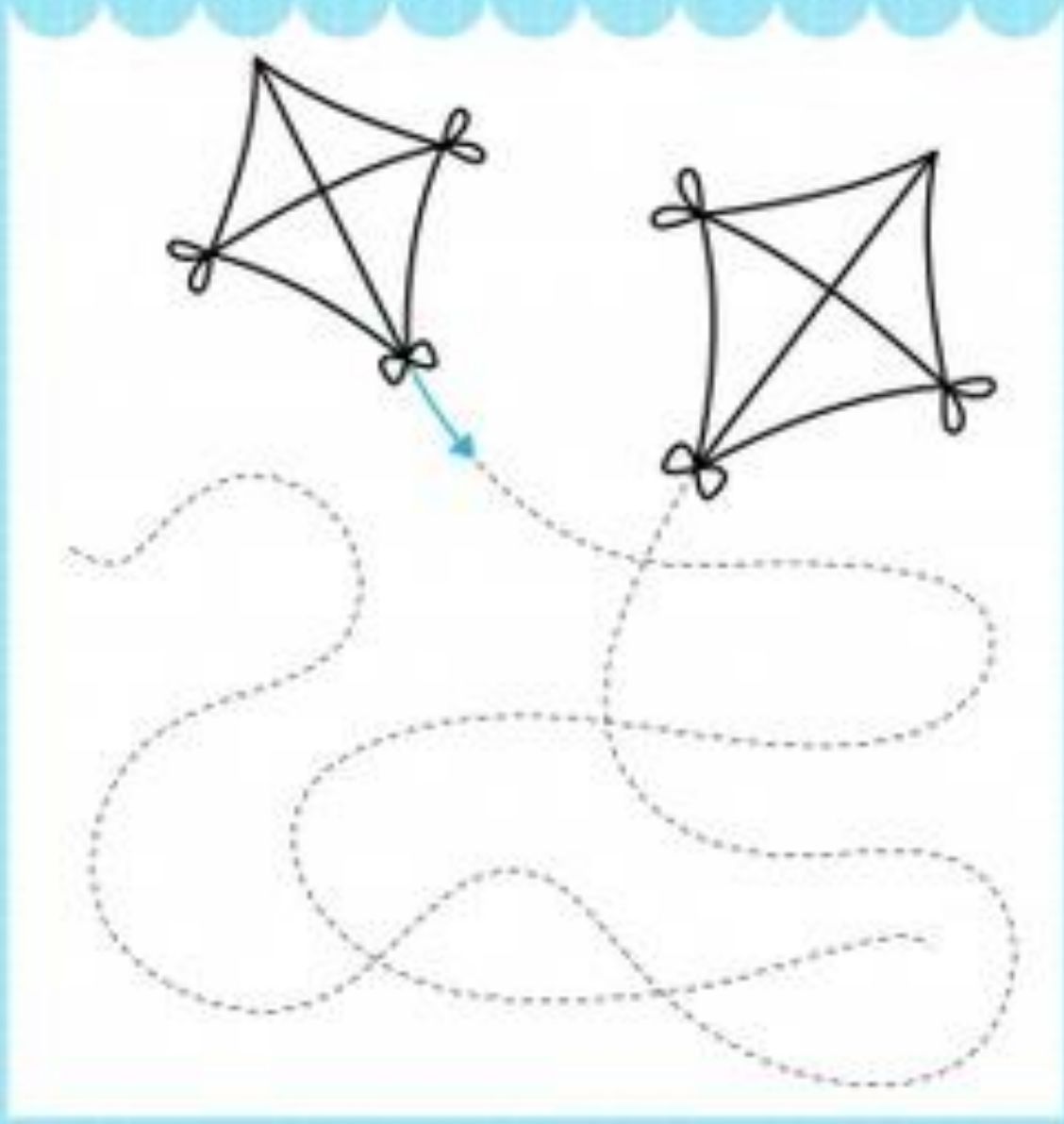


A pink diamond-shaped kite with a smiling face. The kite has a yellow tail and blue bows at the top and bottom. The text is written in Hindi on the kite's body.

आसमान में उड़ी पतंग
आओ सब मिल खेलें संग॥

Fly high, like a kite.

Trace the Line



Trace the lines in the picture and color the picture



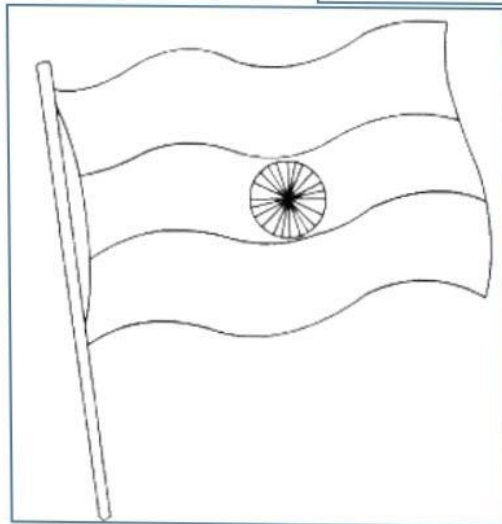


Keep planting trees to
save the Earth





Date _____

My Country- India



Note:- Teacher will tell about the national symbols


देश का राष्ट्रीय गीत तैयार करने वाले महान कवि बंकिम चंद्र चट्टोपध्याय
का निधन साल 1894 में 8 अप्रैल को हुआ था

वंदे मातरम्

वंदे मातरम्।

सुजलां सुफलां मलयजशीतलाम्
शस्यश्यामलां मातरम्।

शुभ्रज्योत्स्नापुलकितयामिनीं
फुल्लकुसुमितद्रुमदलशोभिनीं
सुहासिनीं सुमधुर भाषिणीं
सुखदां वरदां मातरम्॥
वंदे मातरम्।



राष्ट्रगान

जनगणमन-अधिनायक जय हे भारतभाग्यविधाता!
पंजाब सिंध गुजरात मराठा द्राविड उत्कल बंग
विंध्य हिमाचल यमुना गंगा उच्छलजलधितरंग
तव शुभ नामे जागे, तव शुभ आशिष मागे,
गाहे तव जयगाथा।

जनगणमंगलदायक जय हे भारतभाग्यविधाता!
जय हे, जय हे, जय हे, जय जय जय जय हे॥

जन गण मन



जन-गण-मन अधिनायक जय हे
भारत-भाग्य-विधाता ।

पंजाब सिंध गुजरात मराठा
द्राविड उत्कल बंग ।

विंध्य हिमाचल यमुना गंगा,
उच्छल जलधि तरंग ।

तव शुभ नामे जागे,
तव शुभ आशिष माँगे;
गाहे तव जय गाथा ।

जन-गण मंगलदायक जय हे,
भारत-भाग्य-विधाता ।

जय हे, जय हे, जय हे,
जय जय जय, जय हे ॥



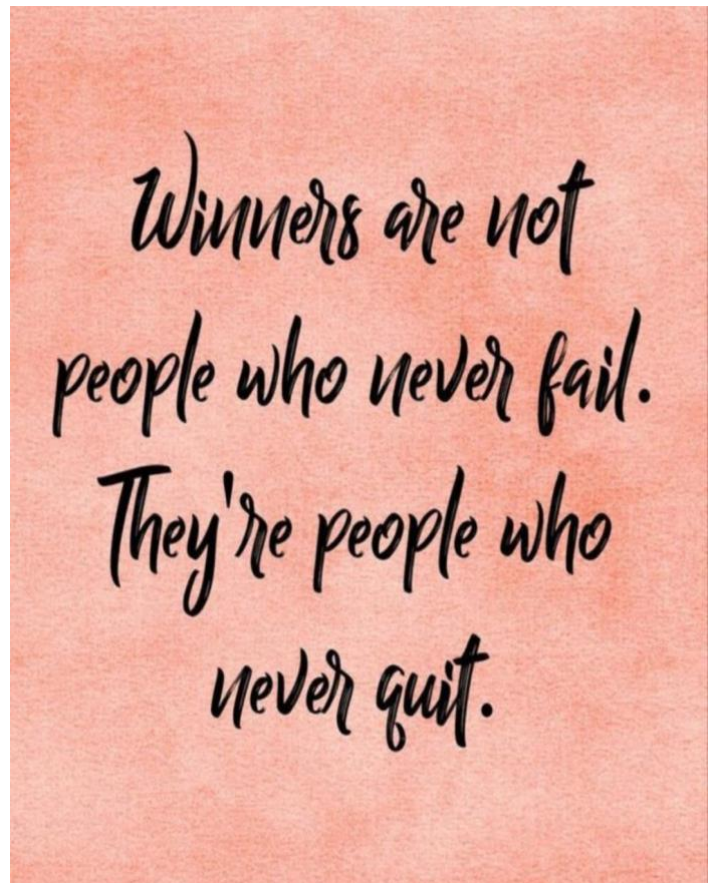
केवल जो लोग बुरी तरह
हारने की हिम्मत रखते
है वही लोग जिंदगी में
कुछ बड़ा हासिल करते है

- रॉबर्ट एफ केनेडी



Kindness
is free.
Sprinkle it
Everywhere!

LouisePistole.com



Winners are not
people who never fail.
They're people who
never quit.



Compiled by: Mrs Arti Agnihotri, PRT, K.V. No.1 Armapur